

Welcome to **AQUINAS** COLLEGE

We are glad you are here! This brochure is intended to provide information on the **RTL** London furniture in on-campus housing locations, as well as demonstrate possible configurations (see reverse side). Our hope is that this information will assist you in safely adjusting or arranging the available furniture to meet your needs. Let a representative of the Residence Life Office know if you have any questions.

User Guide | MFS | MFS Renew

MFS Modular furniture provides ultimate flexibility and ease of use. With over 50 possible room configurations, you can setup and rearrange MFS just the way you want it without tools or staff help.

See reverse side for example configurations.



User Instructions

- MFS furniture is based on a building block concept. The five standard furniture pieces are 29" high and can be stacked on top of each other in many arrangements.
- To ensure the furniture is properly positioned in a stacked arrangement a pin and hole system is incorporated into the design of the furniture.
- Steel pins must be inserted in the holes of the furniture before another piece can be stacked on top of it.
- The long pins should be used when stacking a bed on top of another; the short pins should be used in any other arrangement.
- No tools are needed to arrange the furniture at any time.
- Beds can be positioned at two heights; to change heights, remove mattress and two platform boards and turn bed over.

Safety

- Always use two people to lift and stack furniture.
- Always use pins to secure furniture when stacking.
- Never use furniture for an unintended purpose.
- If you notice any loose connectors, contact your facility maintenance staff immediately for tightening.

Care

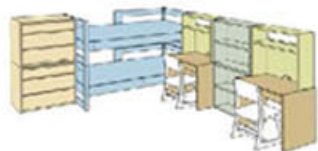
Minimum effort is required in the care for your MFS furniture, as the ultra-violet cured finish is much harder than conventional finishes. The finish provides superior resistance to a wide variety of common liquids that stain or damage other finishes. Most dirt, grease, pen marks and liquid spills can be removed with liquid dishwashing detergent.

Product information provided by:

RT LONDON

Quality products. Dedicated service. | www.rtlondon.com | MI 877.613.2012 WA 888.315.1579 SC 877.595.0071

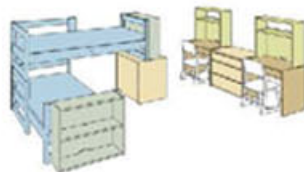
Configurations



Double, bunked



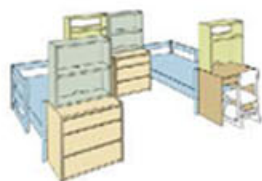
Double, bunked



Double, trundled



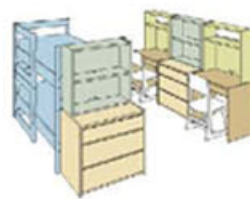
Double, trundled



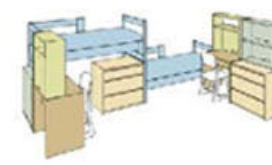
Double, on the floor



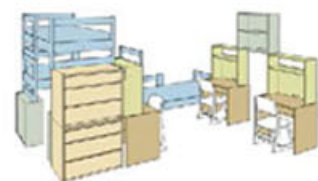
Double, trundled



Double, bunked



Double, staggered stack



Triple, staggered stack and trundled



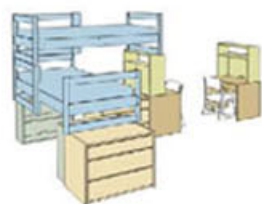
Triple, bunked



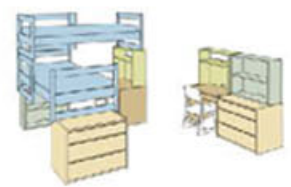
Double, high loft



Triple, bunked



Double, trundled



Double, trundled



Triple, trundled



Watch the video at:
<http://www.rtlondon.com/about/videos/>